



PRODUCT CATALOG

NEXTORCH®



Tel: +86-20-8904 7029 (7070)
Fax: +86-20-8904 7039



Email: info@nextorch.com



Suite 1203, North Tower,
No.1068 XinGangDong Road,
Haizhu District,
Guangzhou, Guangdong,
China 510335



Learn More
Please visit: www.nextorch.com
Or contact your salesperson



www.nextorch.com





SAINT TORCH 31

20,000 Lumen Ultra Bright Rechargeable Searchlight



SAINT TORCH 30C

15,000 Lumen Ultra Bright Rechargeable Searchlight



20000 LUMENS

-  * HM30 Saint Torch Handle
-  * Waterproof Container
-  * Shoulder Strap
-  * Charger
-  * Carry Bag

- FEATURES**
- * High performance LED produces a maximum 20,000 lumen output for a beam distance of 740 meters
 - * Switchable to six modes: Four brightness levels, strobe, and S.O.S.
 - * Side-mounted switch for easy mode selection
 - * Four LED battery level indicator
 - * Powered by a 6 x 4800 mAh rechargeable battery pack that doubles as a waterproof power bank
 - * Built-in smart sensor detects objects immediately in front of the bezel and automatically dims the light
 - * Includes the HM30 Multipurpose Handle Mount for additional carry and usage options
 - * Includes an accessory kit containing a charger, a shoulder strap, a waterproof case, and a sturdy nylon carry/storage bag



The 6 x 4800 mAh Battery Pack Also Functions as a Power Bank



Includes Protective Carry / Storage Case

Modes	20000 lm / 6000 lm / 1700 lm / 90 lm / Strobe / S.O.S.
Runtime	2 h 15 min / 3 h 30 min / 8 h 30 min / 81 h / - / -
Beam Distance	740 m / 410 m / 212 m / 50 m / - / -
Beam Intensity	138900 cd / 42025 cd / 11236 cd / 625 cd / - / -
Waterproof	IPX7 (1 m)
Impact Resistance	1 m / 3.28 ft
Battery	6 x 4800 mAh rechargeable battery pack (included)
Dimensions	285 mm x 106 mm x 50 mm / 11.22 x 4.17 x 1.97 in
Weight	1500 g / 52.9 oz (with battery)



15000 LUMENS

-  * Nylon Shoulder Strap
-  * 45W Charging Block
-  * USB-C Cable(C2C)
-  * Carrying Case

- FEATURES**
- * High performance LED produces a maximum 15,000 lumen output for a beam distance of 515 meters
 - * Two side-mounted switches for momentary on and easy mode selection
 - * Switchable to six modes: high, medium, low, eco, strobe, and S.O.S
 - * Four LED battery level indicator
 - * High speed 45W USB-C two-way charging design, charges fully in 1h 45mins
 - * Powered by a 3 * 4800 mAh rechargeable battery pack that doubles as a waterproof power bank
 - * Includes an accessory kit containing a carrying case, a nylon shoulder strap, a 45W charging block and a USB-C cable (C2C)



Large Capacity Battery Pack



Optional Accessory HM30 Saint Torch Handle

Modes	15000lm/10000lm/5000lm/1000lm/90lm/Strobe/SOS
Runtime	- / 2 h 45 min / 3 h 45 min / 6 h 30 min / 52 h / - / -
Beam Distance	515 m / 415 m / 290 m / 135 m / 35 m / - / -
Intensidad del Haz	66306 cd / 43056 cd / 21025 cd / 4556 cd / 306 cd
Waterproof	IPX7 (1 m)
Impact Resistance	1 m / 3.28
Battery	3 x 4800 mAh Li-Ion battery pack
Dimensions	202 mm x 84 mm x 50 mm / 7.95 x 3.31 x 1.97 in
Weight	787 g / 27.76 oz (with battery)



TA30C MAX

3,000 Lumen Ultra Bright One-Step-Strobe Tactical Flashlight



Patented One-Step-Strobe Switch



Nano-Ceramic Window Breaker

3000 LUMENS

FEATURES

- * High performance LED produces a maximum 3,000 lumen output for a beam distance of 390 meters
- * Patented One-Step-Strobe tail switch utilizes a half-press for momentary high-mode and full-press for strobe
- * Rotating magnetic tail cap dial allows easy one-handed mode selection
- * Stainless steel bezel face includes nano-ceramic glass-breaker strike points
- * LED battery level indicator
- * Powered by 1 x 21700 rechargeable battery (included) with USB-C direct charging

Modes	3000 lm / 520 lm / 70 lm / Momentary On / Strobe
Runtime	2 h 45 min / 5 h / 35 h / - / -
Beam Distance	390 m / 160 m / 60 m / - / -
Beam Intensity	38025 cd / 6400 cd / 900 cd / - / -
Water Resistance	IPX8 (2 m)
Impact Resistance	2 m / 6.56 ft
Battery	1 x 21700 rechargeable battery
Dimensions	153 mm x 38 mm x 28 mm / 6.02 x 1.50 x 1.10 in
Weight	153 g / 5.39 oz (without battery)



TA20

1,000 Lumen Tri-Mode Tactical Flashlight



Tri-Mode Operation (Lock, Tac and Duty)



Patented One-Step-Strobe Switch

1000 LUMENS

FEATURES

- * Ultra-compact tactical/duty flashlight offers exceptional performance for its size
- * Tri-mode operation instantly switches between lock, tactical, and duty settings
- * High performance LED produces a maximum 1,000 lumen output for a beam distance of 210 meters
- * Rotating dial built into the flashlight head allows easy one-handed mode selection
- * Switchable to seven modes: lock, two tactical modes (momentary on and tactical strobe), and four duty modes (three brightness levels and strobe)
- * Patented one-step-strobe switch provides momentary on with a half-press and strobe mode with a full-press (in tactical mode)
- * Stainless steel bezel face includes nano-ceramic glass-breaker strike points
- * Powered by 1 x 16340 rechargeable battery (included) or 1 x CR123A battery

Modes	1000 lm / 190 lm / 24 lm / Momentary On / Strobe
Runtime	1 h 15 min / 2 h 30 min / 24 h / - / -
Beam Distance	210 m / 85 m / 30 m / - / -
Beam Intensity	11028 cd / 1808 cd / 228 cd / - / -
Water Resistance	IPX8 (2 m)
Impact Resistance	2 m / 6.56 ft
Battery	1 x 16340 rechargeable battery or 1 x CR123A
Dimensions	100 mm x 30 mm x 23 mm / 3.94 x 1.18 x 0.91 in
Weight	89 g / 3.14 oz (without battery)



TA30C

1,600 Lumen High Output One-Step-Strobe Tactical Flashlight



Patented One-Step-Strobe Switch



Rotating Magnetic Mode-Selection Dial

1600 LUMENS

FEATURES

- * High performance LED produces a maximum 1,600 lumen output for a beam distance of 303 meters
- * Patented One-Step-Strobe tail switch utilizes a half-press for momentary high mode and full-press for strobe
- * Rotating magnetic tail cap dial allows easy one-handed mode selection
- * Stainless steel bezel face includes nano-ceramic glass-breaker strike points
- * LED battery level indicator
- * Powered by 1 x 18650 rechargeable battery (included) or 2 x CR123A batteries

Modes	1600 lm / 330 lm / 20 lm / Momentary On / Strobe
Runtime	2 h 30 min / 4 h 30min / 50 h / - / -
Beam Distance	303 m / 130 m / 24 m / - / -
Beam Intensity	22952 cd / 4225 cd / 144 cd / - / -
Water Resistance	IPX8 (2 m)
Impact Resistance	2 m / 6.56 ft
Battery	1 x 18650 rechargeable battery or 2 x CR123A
Dimensions	136 mm x 30 mm x 23 mm / 5.35 x 1.18 x 0.91 in
Weight	97 g / 3.42 oz (without battery)



TA15 V2.0

700 Lumen High Output Multi-Battery Tactical Flashlight



Compact, Pocket-Friendly Design Optional USB Rechargeable 14500 Battery



Compatible with CR123A, AA, 14500, and 16340 Batteries



Winner of the Asia Outdoor Industry Silver Award Nano-ceramic Strike Bezel

700 LUMENS

FEATURES

- * High performance LED produces a maximum 700 lumen output for a beam distance of 195 meters
- * Vari-Source design is compatible with AA, CR123A, 14500 rechargeable, and 16340 rechargeable batteries
- * Switchable to five modes: Off, three brightness levels, and a strobe
- * Patented one-step-strobe switch provides momentary on with a half-press and strobe mode with a full-press (in tactical mode)
- * Rotating magnetic tail cap dial allows easy one-handed mode selection
- * Stainless steel bezel face includes nano-ceramic glass-breaker strike points
- * Compact size and pocket clip for convenient carry

Modes	700 lm / 205 lm / 35 lm / Momentary On / Strobe
Runtime	30 min / 1 h 30 min / 2 h 15 min / - / -
Beam Distance	195 m / 100 m / 35 m / - / -
Beam Intensity	9506 cd / 2500 cd / 306 cd / - / -
Water Resistance	IPX8 (2 m)
Impact Resistance	2 m / 6.56 ft
Battery	1 x 14500 / 16340 / CR123A / AA battery
Dimensions	127 mm x 30 mm x 22 mm / 5.00 x 1.18 x 0.87 in
Weight	95 g / 3.35 oz (without battery)





P86

1,600 Lumen Flashlight with 120 dB Electronic Whistle

1600 LUMENS



120 Decibel Electronic Whistle



Nano-Ceramic Strike Bezel



Two Independent Switches



USB-C Direct Charge

FEATURES

- * Electronic whistle + flashlight
- * 120 decibel electronic whistle
- * Maximum 1600 lumen output for a beam distance of 305 meters
- * Equipped with a 18650 lithium-ion battery
- * Stainless steel bezel includes nano-ceramic glass-breaker strike points
- * Hidden USB-C charging port is waterproof and dustproof
- * LED battery-level indicator

Modes	1600 lm / 240 lm / 25 lm / Momentary On
Runtime	2 h 15 min / 6 h 30 min / 60 h / -
Beam Distance	305 m / 110 m / 35 m / -
Beam Intensity	23256 cd / 3025 cd / 306 cd / -
Sound Pressure Level	120 dB
Water Resistance	IPX7 (1 m)
Impact Resistance	2 m
Battery	1 x 18650 rechargeable battery
Dimensions	160 mm x 37 mm x 28 mm / 6.29 x 1.46 x 1.10 in
Weight	191 g / 6.73 oz (without battery)




P84

3,000 Lumen Rechargeable Flashlight with Red and Blue Emergency Functions

3000 LUMENS



Red and Blue Signal Functions



Nano-Ceramic Strike Bezel

FEATURES

- * Maximum 3000 lumen output for a beam distance of 260 meters
- * Three LED light sources: white, red, and blue
- * Provides four white light modes: Three brightness levels and strobe
- * Provides five red/blue LED modes: Solid red, solid blue, red flashing, blue flashing, and red & blue flashing
- * Stainless steel bezel face includes nano-ceramic glass-breaker strike points
- * Hidden, waterproof USB-C charging port
- * LED battery level indicator

Modes	3000 lm / 600 lm / 36 lm / 2 lm (Red & Blue Flash) / 2 lm (Red Flash) / 2 lm (Blue Flash) / 2 lm (Red Light) / 2 lm (Blue Light) / Strobe
Runtime	2 h 45 min / 4 h 30 min / 60 h / 180 h / 105 h / 105 h / 50 h / -
Beam Distance	260 m / 118 m / 28 m / - / - / - / - / - / -
Beam Intensity	17000 cd / 3520 cd / 204 cd / - / - / - / - / - / -
Water Resistance	IPX7 (1 m)
Impact Resistance	2 m / 6.56 ft
Battery	1 x 21700 rechargeable battery
Dimensions	160 mm x 35 mm x 28.5 mm / 6.30 x 1.38 x 1.12 in
Weight	164 g / 5.78 oz (without battery)



P83

1,300 Lumen Rechargeable Flashlight with Red and Blue Emergency Functions

1300 LUMENS



Red and Blue Signal Functions



Nano-Ceramic Strike Bezel

FEATURES

- * Maximum 1300 lumen output for a beam distance of 280 meters
- * Three LED light sources: white, red, and blue
- * Provides four white light modes: Three brightness levels and strobe
- * Provides five red/blue LED modes: Solid red, solid blue, red flashing, blue flashing, and red & blue flashing
- * Stainless steel bezel face includes nano-ceramic glass-breaker strike points
- * Hidden, waterproof USB-C charging port
- * Four LED battery level indicator

Modes	1300 lm / 350 lm / 25 lm / strobe / 2 lm Red & Blue Flash / 2 lm Red Flash / 2 lm Blue Flash / 2 lm Red Light / 2 lm Blue Light
Runtime	2 h / 4 h 30 min / 60 h / - / 35 h / 50 h / 50 h / 25 h / 25 h
Beam Distance	280 m / 140 m / 35 m / - / - / - / - / - / -
Beam Intensity	20000 cd / 4900 cd / 300 cd / - / - / - / - / - / -
Water Resistance	IPX7 (1 m)
Impact Resistance	2 m / 6.56 ft
Battery	1 x 18650 rechargeable battery
Dimensions	155 mm x 35 mm x 28.5 mm / 6.10 x 1.38 x 1.12 in
Weight	177 g / 6.24 oz (without battery)





P82

1,200 Lumen Ultra Long Range Rechargeable Flashlight



Dual Side Switches



LED Battery Level Indicator

1200 LUMENS

FEATURES

- * High Optical Density (HOD) LED creates a maximum 1200 lumen output for a beam distance of 1100 meters
- * Ideal for long range applications
- * Provides four white light modes: Three brightness levels and strobe
- * Side Strobe activation and mode selection switches
- * Stainless steel bezel includes nano-ceramic glass-breaker strike points
- * Powered by 1 x 21700 rechargeable battery with USB-C charging port
- * LED battery level indicator

Modes	1200 lm / 425 lm / 33 lm / Momentary On / Strobe
Runtime	3 h 30 min / 4 h 30 min / 85 h / - / -
Beam Distance	1100 m / 645 m / 181 m / - / -
Beam Intensity	302500 cd / 104000 cd / 8190 cd / - / -
Water Resistance	IPX7 (1 m)
Impact Resistance	1 m / 3.28 ft
Battery	1 x 21700 rechargeable battery
Dimensions	188.3 mm x 60.8 mm x 28.5 mm / 7.41 x 2.39 x 1.12 in
Weight	276 g / 9.74 oz (without battery)

P80

1,600 Lumen One-Step-Strobe Rechargeable Flashlight



USB-C Direct Charging

Optional Accessories



Traffic Wand Attachment V51 Quick-Draw Holster

1600 LUMENS

FEATURES

- * High performance LED creates a maximum 1600 lumen output for a beam distance of 300 meters
- * Provides four white light modes: Three brightness levels and strobe
- * Side strobe activation and mode selection switches
- * Stainless steel bezel includes nano-ceramic glass-breaker strike points
- * Powered by 1 x 18650 rechargeable battery with USB-C direct charging port
- * LED battery level indicator

Modes	1600 lm / 350 lm / 25 lm / Momentary On / Strobe
Runtime	2 h / 4 h 30 min / 60 h / - / -
Beam Distance	300 m / 135 m / 35 m / - / -
Beam Intensity	22500 cd / 4556 cd / 306 cd / - / -
Water Resistance	IPX7 (1 m)
Impact Resistance	2 m / 6.56 ft
Battery	1 x 18650 rechargeable battery
Dimensions	155 mm x 35 mm x 28.5 mm / 6.10 x 1.38 x 1.12 in
Weight	177 g / 6.24 oz (without battery)



P81

3,000 Lumen One-Step-Strobe Rechargeable Flashlight



USB-C Direct Charging

Optional Accessories



Traffic Wand Attachment V51 Quick-Draw Holster

3000 LUMENS

FEATURES

- * High performance LED creates a maximum 3000 lumen output for a beam distance of 270 meters
- * Provides four white light modes: Three brightness levels and strobe
- * Side strobe activation and mode selection switches
- * Stainless steel bezel includes nano-ceramic glass-breaker strike points
- * Powered by 1 x 21700 rechargeable battery with USB-C direct charging port
- * LED battery level indicator

Modes	3000 lm / 600 lm / 36 lm / Momentary On / Strobe
Runtime	2 h 45 min / 4 h 30 min / 60 h / - / -
Beam Distance	270 m / 118 m / 28 m / - / -
Beam Intensity	18225 cd / 3481 cd / 196 cd / - / -
Water Resistance	IPX7 (1 m)
Impact Resistance	2 m / 6.56 ft
Battery	1 x 21700 rechargeable battery
Dimensions	161 mm x 35 mm x 28.5 mm / 6.34 x 1.38 x 1.12 in
Weight	174 g / 6.13 oz (without Battery)

P8

1,300 Lumen High Output Rechargeable Flashlight



Compact Design



Includes Removeable Lanyard

1300 LUMENS

FEATURES

- * High performance LED creates a maximum 1300 lumen output for a beam distance of 240 meters
- * Provides four white light modes: Three brightness levels and strobe
- * Side strobe activation and mode selection switches
- * Stainless steel bezel includes nano-ceramic glass-breaker strike points
- * Powered by 1 x 18650 rechargeable battery with USB-C direct charging port
- * LED battery level indicator

Modes	1300 lm / 350 lm / 25 lm / Momentary On / Strobe
Runtime	2 h / 4 h 30 min / 60 h / - / -
Beam Distance	240 m / 115 m / 30 m / - / -
Beam Intensity	14400 cd / 3306 cd / 225 cd / - / -
Water Resistance	IPX7 (1 m)
Impact Resistance	2 m / 6.56 ft
Battery	1 x 18650 rechargeable battery
Dimensions	140 mm x 28 mm x 24 mm / 5.51 x 1.10 x 0.94 in
Weight	140 g / 4.93 oz (with battery)



K3 SERIES

K3RT Rechargeable Penlight

- Memory Mode: 2 seconds after turning off, turn on again to enter the last mode
- Charging via the hidden USB-C direct charging port
- Pen-like compact size, convenient for everyday carry
- Equipped with a stainless-steel clip
- Chrome-plated anti-skid press switch
- Embedded with high-hardness ceramic beads for window breaking and defense

K3 v2.0 EDC Penlight

- High performance LED produces a maximum 250-lumen output
- Provides three brightness levels and strobe
- Programmable memory mode
- Compact pen-sized design with a sturdy pocket clip
- Powered by 2 x AAA batteries (included)



Model	K3RT
Modes	330 lm / 65 lm / 9 lm / strobe
Runtime	45 min / 2 h / 11 h / -
Beam Distance	70 m / 30 m / 12 m / -
Beam Intensity	1225 cd / 225 cd / 36 cd / -
Waterproof	IPX7(1 m)
Impact Resistance	1 m / 3.28 ft
Battery	Built-in 320mAh li-ion battery
Dimensions	125 mm x 12.9 mm x 14.3 mm / 4.92 x 0.51 x 0.56 in
Weight	37 g / 1.31 oz (without batteries)

Model	K3 v2.0
Modes	250 lm / 80 lm / 10 lm / strobe
Runtime	1 h / 2 h 45 min / 20 h / -
Beam Distance	60 m / 35 m / 12 m / -
Beam Intensity	900 cd / 306 cd / 36 cd / -
Waterproof	IPX7(1 m)
Impact Resistance	1 m / 3.28 ft
Battery	2 x AAA batteries (included)
Dimensions	150 mm x 14 mm x 12 mm / 5.91 x 0.55 x 0.47 in
Weight	27.6 g / 0.97 oz (without batteries)



Dr.K3 SERIES

Dr.K3UV, Dr.K3L/Dr.K3S, Dr.K3 Pro

- Blue light hazard class RG0 (Risk Exempted)
- High color rendering index, RA > 90, with true tissue color rendition
- Uniform light spot design for better observation
- Pen-size with a stainless clip
- Chrome-plated anti-skid tail switch, to ensure the normal use even when wearing gloves



	Dr.K3 Pro			Dr.K3L			Dr.K3S		Dr.K3 UV
Light Source	Dual Light (Yellow & White)			Dual Light (Yellow & White)			LED (Yellow / Neutral White)		365 nm UV LED
Color Rendering Index (RA)	≥ 95			≥ 95			≥ 95		—
Blue-light Hazard Rate	RG0 (Yellow)			RG0 (Yellow)			RG0		—
Color Temperature (CCT)	3000K (Yellow)	5500K (White)	—	3000K (Yellow)	5500K (White)	—	3000 K (Yellow)		—
Modes	2 lm	10 lm	80 lm	2 lm	10 lm	75 lm	5000 K (Neutral White)		Power Output:600 mW
Runtime	19 h	5 h 30 min	55 min	42 h	15 h	1 h 30 min	55 h		1 h 15 min
Beam distance	5 m	10 m	28 m	7 m	15 m	40 m	—		—
Waterproof	IPX7 (1 m)			—			—		—
Impact resistance	1 m / 3.28 ft			1 m / 3.28 ft			—		1 m / 3.28 ft
Battery	Built-in 320 mAh lithium battery			2 x AAA batteries (included)			1 x AAA (included)		2 x AAA batteries
Dimensions	129.6 mm x 14.3 mm x 12.9 mm / 5.10 x 0.56 x 0.51 in			149.8 mm x 14.3 mm x 13.3 mm / 5.90 x 0.56 x 0.52 in			105 mm x 14.3 mm / 4.13 x 0.56 in		148 mm x 14.3 mm x 13.3 mm / 5.82 x 0.56 x 0.52 in
Weight	39.7 g / 1.4 oz (with battery)			27.8 g / 0.98 oz (without battery)			18.7 g / 0.66 oz (without battery)		28 g (without batteries)



T5 SET

760 Lumen 400 Meter Long Range Hunting Flashlight Set



INCLUDED ACCESSORIES

RM85S Scope Mount
TS31-L Remote Switch
2 × CR123A Batteries

FEATURES

- * High performance LED produces a maximum 760 lumen output for a beam distance of 400 meters
- * Offers long range illumination capability in a compact, easily carried size
- * Provides three brightness levels, a strobe, and an S.O.S. function
- * Patented multifunction DUO Switch allows easy activation and mode selection
- * Powered by 2 × CR123A batteries (included) or 1 × 18650 rechargeable battery
- * Includes remote switch and scope mount for attachment to a long gun

Modes	760 lm / 220 lm / 45 lm / Momentary On / Strobe / S.O.S.
Runtime	3 h / 6 h / 27 h / - / - / -
Beam Distance	400 m / 205 m / 95 m / - / - / -
Beam Intensity	40000 cd / 10506 cd / 2256 cd / - / - / -
Waterproof	IPX8 (2m)
Impact Resistance	2 m / 6.56 ft
Battery	2 × CR123A (included) or 1 × 18650 rechargeable battery
Dimensions	143 mm × 34 mm × 25.4 mm / 5.63 × 1.34 × 1.00 in
Weight	119 g / 4.2 oz (without battery)

T5G SET V2.0

1,200 Lumen Rechargeable Dual Light Hunting Flashlight Set

INCLUDED ACCESSORIES

RM85S Scope Mount
TS41-L Remote Switch
1 × 18650 Rechargeable Battery
UC4 USB Charging Cable

* T5G is not compatible with the RM87 universal mount due to the magnet effect on the switch

FEATURES


- * Dual white and green LED light sources produce maximum 1200 lumen and 170 lumen outputs
- * Patented dual-light design switches from white to green light by rotating the head
- * Both LED colors provide two brightness levels, a strobe, and an S.O.S. function
- * Multifunction DUO Switch allows easy activation and mode selection
- * Powered by 1 × 18650 rechargeable battery (included) or 2 × CR123A
- * Includes remote switch and scope mount for attachment to a long gun
- * The USB port allows direct charging and attachment of the remote switch



Light Source	LED	Green LED
Modes	1200 lm / 35 lm / momentary on / strobe / S.O.S.	170 lm / 27 lm / momentary on / strobe / S.O.S. (80 lm)
Runtime	3 h 15 min / 35 h / - / - / -	5 h 30 min / 37 h / - / - / -
Beam Distance	265 m / 46 m / - / - / -	230 m / 63 m / - / - / -
Beam Intensity	17556 cd / 529 cd / - / - / -	13225 cd / 992 cd / - / - / -
Waterproof	IPX7 (1 m)	
Impact Resistance	1 m / 3.28 ft	
Battery	1 × 18650 rechargeable battery (included) or 2 × CR123A	
Dimensions	145 mm × 40 mm × 25.4 mm / 5.71 × 1.57 × 1.00 in	
Weight	165 g / 5.82 oz (without battery)	



Charging Port/Remote Switch Attachment



Rotate Head to Change Light Color

TA41 SET

2,600 Lumen Ultra High Output Tactical Flashlight Set




INCLUDED ACCESSORIES

RM85S Scope Mount
TS41-L Remote Switch
1 × 21700 Rechargeable Battery
UC4 USB Charging Cable

FEATURES

- * High performance LED produces a maximum 2600 lumen output
- * Offers ultra bright, long range illumination capability in a compact, easily carried size
- * Provides four brightness levels, a strobe, and an S.O.S. function
- * Patented multifunction tail cap switch allows easy activation and mode selection
- * Stainless steel bezel face includes nano-ceramic glass breakers
- * Powered by 1 × 21700 rechargeable battery (included)
- * Includes remote switch and scope mount for attachment to a long gun
- * The USB port allows direct charging and attachment of the remote switch

Modes	2600 lm / 700 lm / 200 lm / 28 lm / Momentary On / Strobe / S.O.S.
Runtime	2 h 30 min / 3 h 45 min / 12 h / 71 h / - / - / -
Beam Distance	272 m / 140 m / 75 m / 29 m / - / - / -
Beam Intensity	18496 cd / 4900 cd / 1406 cd / 210 cd / - / - / -
Waterproof	IPX8 (2m)
Impact Resistance	2 m / 6.56 ft
Battery	1 × 21700 rechargeable battery (included)
Dimensions	148 mm × 38 mm × 27 mm / 5.83 × 1.50 × 1.06 in
Weight	143 g / 5.04 oz (without battery)



UT51

Red & Blue Flashing Warning Bracelet



360 Degree Visibility



Slap Bracelet Design



USB-C Direct Charge



Compact and Lightweight

	Runtime	
	Constant On	Flash
Red & Blue Flash	—	12 h
Red Light	6 h	12 h
Blue Light	2 h 30 min	5 h
Impact Resistance	2 m	
Battery	Built-in 150 mAh Li-ion battery	
Dimensions	348 mm × 36 mm × 10 mm / 13.70 × 1.42 × 0.39 in	
Weight	38 g / 1.34 oz (with battery)	

FEATURES

- * Hands-free slap bracelet design, slaps and curls up on any cylindrical object
- * 5 lighting modes: red flashing, blue flashing, red & blue flashing, red light, blue light
- * Compact and lightweight, only 38g
- * USB-C direct charge port
- * LED battery indicator

UT41

Multifunction Rechargeable Safety Light



20 LUMENS



Helmet Mount



MOLLE Mount



6 Light Sources 13 Modes



USB-C Direct Charge

Light Source	White / Red / Blue LEDs
Modes	Red & Blue Flash / Red 3 lm / Blue 2 lm / Yellow 9 lm / Green 12 lm / White 20 lm / IR 850 nm
Runtime	56 h / 18 h / 16 h / 20 h / 18 h / 12 h / 13 h
Water Resistance	IPX8 (2 m)
Impact Resistance	2 m / 6.56 ft
Battery	500 mAh Li-ion battery
Dimensions	62.5 mm × 27 mm × 25 mm / 2.46 × 1.06 × 0.98 in
Weight	29 g / 1.05 oz (with battery)

FEATURES

- * High-visibility multifunctional safety light provides excellent visibility
- * Includes six LED light sources: Green, yellow, blue, red, white, and infrared (IR)
- * Features 13 beacon and flashing operational modes
- * USB-C direct charging port
- * LED battery level indicator
- * Includes hardware to mount on helmets, MOLLE webbing, and other surfaces

UT31

Rechargeable Clip Light / Safety Light

220 LUMENS



FEATURES

- * Combination hands free white light illumination and high-visibility colored safety light
- * Three LED light sources: white, red, and blue
- * Colored light modes include constant on red, flashing red, and flashing red & blue
- * Hands-free gesture sensor control
- * USB-C direct charging port
- * Multi purpose clip mount attaches to caps, pockets, backpacks, and MOLLE webbing
- * Also compatible with optional mounting platforms for use as a headlamp, bike light, or helmet light

Modes	High (White)	Low (White)	Red	Red Flash	Red-Blue Flash
Runtime	6 h	16 h	21 h	42 h	80 h
Beam Distance	53 m	19 m	-	-	-
Beam Intensity	702 cd	90 cd	-	-	-
Water Resistance	IPX4				
Impact Resistance	1 m / 3.28 ft				
Battery	Built-in 640 mAh rechargeable battery with USB-C direct charging port				
Dimensions	61 mm x 53 mm x 30 mm / 2.40 x 2.09 x 1.18 in				
Weight	50 g / 1.76 oz (with battery)				



LED Infrared Induction



USB-C Rechargeable

UT22

Multifunction Rechargeable Safety Light

11 LUMENS



4 Accessories



360° Rotatable Base



Security Warning Light

FEATURES

- * High-visibility colored safety light provides 360° visibility from a distance of 1,000 meters and white light illumination
- * Features 22 blue-red LEDs and a white illumination LED
- * Orientation sensor automatically switches between horizontal and vertical LED arrays for maximum visibility
- * Hands-free gesture sensor control
- * USB-C direct charging port
- * Two built-in high strength magnets allow easy attachment to steel surfaces
- * Includes platforms to mount on helmets, MOLLE webbing, and other surfaces

Light Source	White LED and 22 blue-red LEDs			
Modes	Red-blue Flash (horizontal)	Red-blue Flash (vertical)	Red-blue Flash (all directions)	White Light
Runtime	20 h	22 h	10 h	25 h
Water Resistance	IPX4			
Impact Resistance	2 m / 6.56 ft			
Battery	Built-in 640 mAh rechargeable battery with USB-C direct charging port			
Dimensions	72.3 mm x 50 mm x 40 mm / 2.85 x 1.97 x 1.57 in			
Weight	92.3 g / 3.25 oz (with battery)			

UT30

Smart-Sensing Multifunction Light

320 LUMENS



FEATURES

- * Dual white and red LED light sources
- * Provides four white light brightness levels and three beam patterns
- * Red light modes include constant on and flashing safety mode
- * Hands-free gesture sensor control
- * USB-C direct charging port
- * Compatible with multiple mounting platforms for use as a headlamp, bike light, or helmet light

Light Source	Dual White and Red LEDs
Modes	320 lm / 220 lm / 140 lm / 4 lm
Runtime	3 h 45 min / 7 h / 7 h 30 min / 21 h / -
Beam Distance	55 m / 53 m / 15 m / -
Beam Intensity	756 m / 702 cd / 56 cd / -
Water Resistance	IPX4
Impact Resistance	1 m / 3.28 ft
Battery	Built-in 640 mAh rechargeable battery
Dimensions	61 mm x 47 mm x 19 mm / 2.40 x 1.85 x 0.75 in
Weight	41 g / 1.44 oz (with battery)



Hands-Free Gesture Control



Dual White and Red LED Light Sources

UT21

USB-C Rechargeable Warning Light

11 LUMENS



Clip



Detachable Clip



Strong Magnetic Adsorption

FEATURES

- * Standard shoulder clip with 360° rotation
- * 2 meter impact resistant, IPX4 water resistant
- * Long-lasting 640 mAh built-in Li-ion battery with USB-C charging port
- * Double tap to turn ON/OFF the light temporarily
- * 22 blue-red LEDs for all around lighting; white light illumination with over 1,000 meter beam distance

Light Source	White / Red / Blue LEDs			
Modes	Red-blue Flash (horizontal)	Red-blue Flash (vertical)	Red-blue Flash (all directions)	White Light
Runtime	20 h	22 h	10 h	25 h
Water Resistant	IPX4			
Impact resistance	2 m / 6.56 ft			
Battery	Built-in 640 mAh Li-ion battery			
Dimensions	72.4 mm x 50 mm x 38.4 mm / 2.85 x 1.97 x 1.51 in			
Weight	85 g/3 oz (with battery)			